

# BRICKS

METHODOLOGIES FOR BUILDING TEACHING BRICKS FOR PRIMARY SCHOOLS  
NEWSLETTER 1 | NOVEMBER 2022



## PRESENTATION OF THE BRICK PARTNERSHIP

### &LEARNING

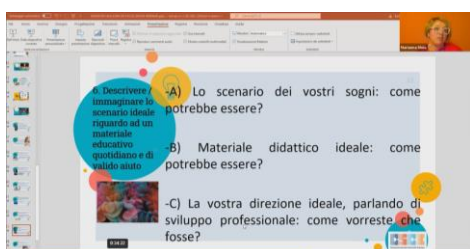
&LEARNING is a social impact company founded in 2014 in Copenhagen, Denmark, with the aim to make teaching and learning in schools more creative, engaging, and meaningful. The company lead educational development projects, facilitate action learning programs, develops learning / teaching materials, and produce articles, publications, and videos to share good teaching practices. &LEARNING has completed tasks and assignments in Denmark, Greenland, The Nordic region, and East Africa.

### CSCI

CSCI is a regional training agency set up in 1999 in Novara with the aim of establishing connections and ongoing relations between schools, public administration, and corporate world. Consortium members include universities, secondary schools, companies, associations, private training organisations and municipalities in the province of Novara. We are moved by the desire to contribute to the growth of the cultural and economic reality of the territory.



*Focus group in Italy*



## BRICKS IN SHORT

BRICKS is a development project supported by Erasmus+. In the project, &LEARNING from Denmark and CSCI from Italy works together and involves teachers in developing so-called 'didactic bricks' - flexible learning activities that can be used by teachers to engage pupils in working creatively with the SDGs. The focus is on primary and middle school – and knowledge and knowhow from the school subjects at these levels will be included. We have chosen 'BRICKS' as the title to highlight that we will explore and gain insights on how to develop flexible and valuable learning activities that can be chosen, combined, and adapted according to the teachers' own didactic wishes and needs. The ambition is to develop an engaging and inclusive learning tool. In the project, we will identify and describe inspiring cases, conduct focus groups and a survey to include teacher's viewpoints - and not least involve teachers in developing and testing concrete learning activities. The BRICKS project is a preliminary study for a longer development work that has only just begun.

## GENERAL OBJECTIVES

- ❖ Increase the skills of teaching staff in respect to the use of inclusive, differentiated and varied methodologies for learning;
- ❖ Increase the inclusion of pupils (6-13 years old), both those with special educational needs and all other pupils, through their active and explorative participation in their own learning pathway;
- ❖ Support teachers in using teaching activities, methods etc., where pupils are engaged in exploring and solving real world problems related to environment and climate (SDGs), while they apply and acquire knowledge from school subjects and grow their 21st Century Learning Skills (creativity, collaboration, communication, and critical thinking).

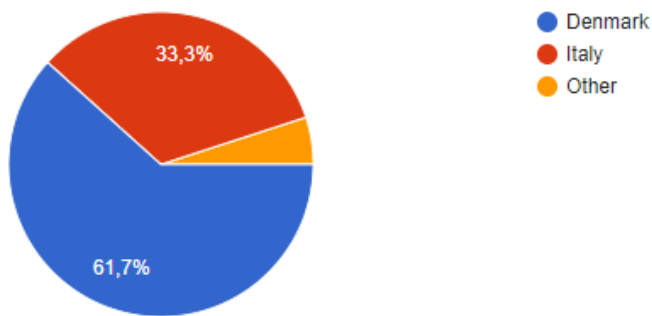
## SPECIFIC OBJECTIVES

- ❖ Support teachers in primary and lower secondary schools through easy access to and combined use of delimited, creative, and clear structured activities, methods etc. (didactic bricks) developed, gathered, composed, tested, and communicated by teachers;
- ❖ Increase pupils' engagement, co-determination, inclusion, and active involvement supported by didactic bricks;
- ❖ Increase the internationalization capacity of the partnership, thanks to comparisons and cooperatively constructed research, in order to achieve European result.

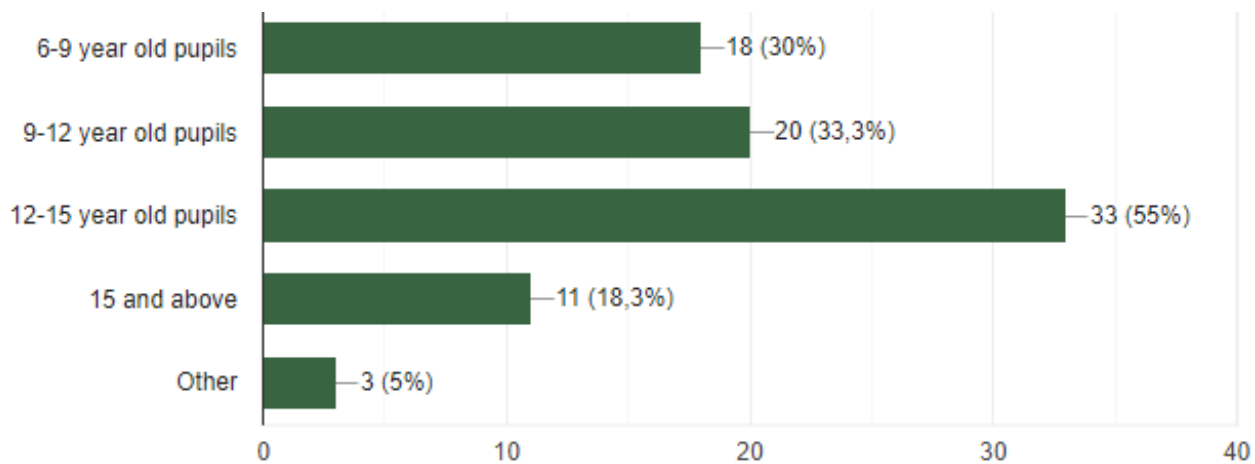
## SURVEY

60 teachers have participated in our survey.

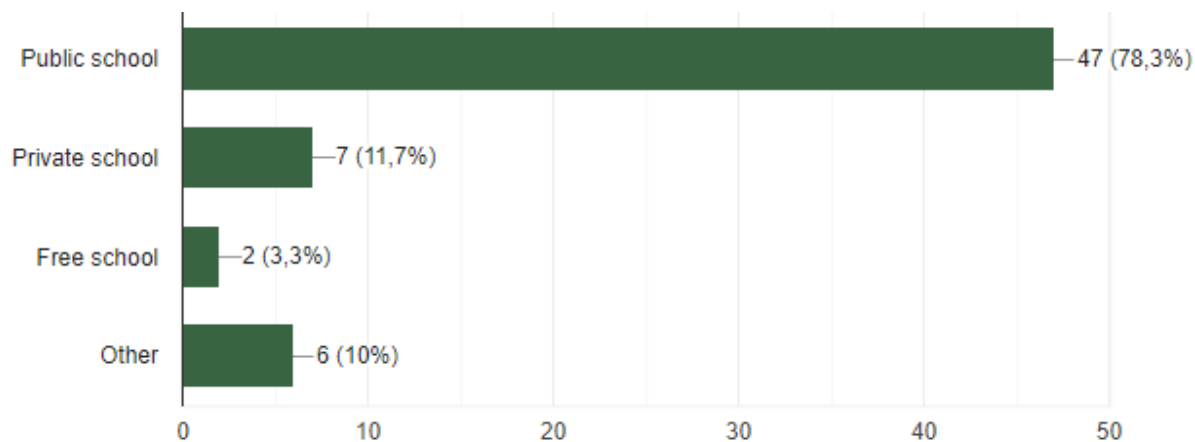
They are:



Their students' age range is:



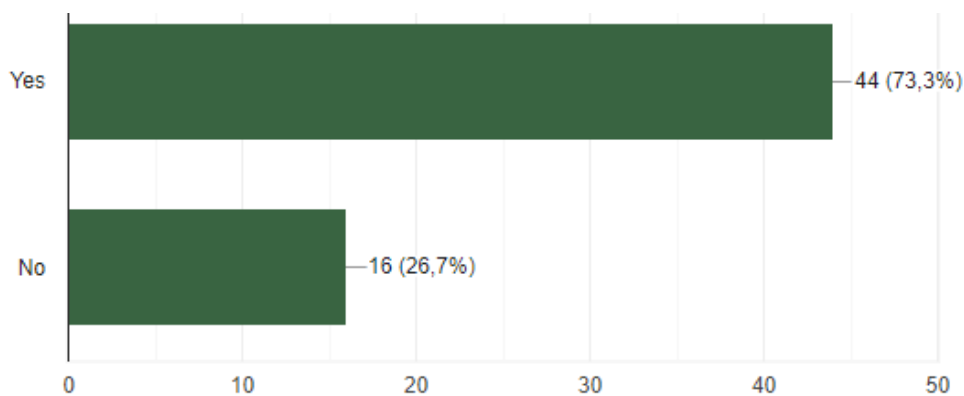
And they work in:



The topics of the survey (open questions):

- **My needs:** What are your needs for teaching and learning materials that aren't covered by the current landscape.

- **Colleagues' needs:** What do you think your colleagues need for teaching and learning materials? Feel free to write more things.
- **Inspiration:** Where do you find inspiration for your own teaching (methods, activities, etc.)? Please specify concrete sources, websites, networks, etc.
- **Best material:** What is the best teaching and learning material you have used in your teaching (or you know of)? Please explain why you find this/these material(s) particularly useful.
- **Important features:** Please describe the 3 most important features you would like in future teaching materials?
- **Barriers:** Which barriers do you see for introducing new materials to teachers in general?
- **Channels:** Which channels would you recommend being used for introducing new teaching and learning materials to teachers in general? Please specify what channels you find efficient.
- **Competence and knowledge:** Where and how do you strengthen your teaching skills, knowledge and develop professionally as a teacher? Please be as specific as possible.
- **Other inputs:** Anything else you want to share?
- **Testing:** Will you be interested in testing the new creative teaching and learning materials that we are in the process of developing? It's completely free.



## FOCUS GROUPS IN ITALY

A focus group and online webinar was done on November and attended by 38 participants. It was aimed at educators, teachers, and headmasters of Primary and Secondary education institution. The participants shared their views on 'good teaching' and the challenges faced daily by key players in the educational sphere.

Topics for discussion:

### 1) Good teaching

- A) How do you teach?
- B) When do you feel successful as a teacher? Give examples.
- C) What is good teaching for you? Be concrete.

### 2) Good teaching materials

- A) What characterises good learning materials? Come up with 5 features.
- B) Give examples of what you use and why you find it useful.

### 3. Mapping: what do you use?

- A) Where do you find inspiration for your teaching?
- B) Which teaching materials do you use?
- C) Who chooses what to buy (including subscriptions) at school?

- D) What kind of learning activities do you include in your teaching?
- E) What teaching materials do you use?
- F) Can you find good materials on ...?
  - 1) project-based learning
  - 2) creativity / innovation
  - 3) nature / outdoor learning
  - 4) sustainability / 17 SDG Goals
- G) Do you subscribe to any online materials/services? If yes, what is your opinion?
- H) How do you find them?
- 4. Professional development
  - A) Are you offered opportunities (e.g. refresher courses) to implement your professional development? How and how often?
  - B) Other support?
- 5. Challenges to face
  - A) What are your greatest challenges for you and your colleagues? Name 3
  - B) What do you think teachers in public schools would say their biggest challenges are?
- 6. Dreaming - try to describe the dream scenario of a material / daily support
  - A) What would your dream scenario be?
  - B) How would the ideal learning material be?
  - C) How would you prefer to develop professionally? What and how?
- 7. Co-creation concept: ideas / concrete input
  - A) What should be included in a tool(box) ideally - and how should it be delivered?
  - B) What kind of didactic bricks should be in focus?
  - C) How should the school subjects and the learning goals of the subjects ideally be integrated in the concept?
  - D) Other ideas/recommendations

## INSPIRATIONAL CASES

For the realization of this project, we took inspiration from 10 inspirational cases and initiatives. Here are 6 of those:

1. The project of the candidate councilor for the Lazio regional council **Marta Bonafoni** who works hard to bring meetings with students in Lazio region's schools. The aim is to talk about equality through women.  
(Link:<file:///C:/Users/Francesca/Desktop/BRICKS/BUONE%20PRATICHE%20BRICKS/Cose%20vecchie/altre%20buone%20pratiche/All%E2%80%99Istituto%20Traiano%20per%20parlare%20di%20parit%C3%A0%20attraverso%20le%20donne%20.html>)
2. The partnership project for exchanges between schools 2019-1-ES01-KA 229-063825\_5 authorized by the national agency **Indire** at the **Istituto Comprensivo Statale "Ada Negri"**. The project's name is: School and family (S&F): Strengthening the bond. The exchange of good educational practice to improve the democratic participation of pupils and their families within school life.  
(Link:[file:///C:/Users/Francesca/Desktop/BRICKS/BUONE%20PRATICHE%20BRICKS/Cose%20vecchie/altre%20buone%20pratiche/Erasmus%20+%20-%20Istituto%20Comprensivo%20Ada%20Negri%20di%20Magnago%20\(MI\)%20-%20Via%20Don%20Milani,%203%202002%20Magnago%20\(MI\).html](file:///C:/Users/Francesca/Desktop/BRICKS/BUONE%20PRATICHE%20BRICKS/Cose%20vecchie/altre%20buone%20pratiche/Erasmus%20+%20-%20Istituto%20Comprensivo%20Ada%20Negri%20di%20Magnago%20(MI)%20-%20Via%20Don%20Milani,%203%202002%20Magnago%20(MI).html))

3. The **Miur National Plan** against discrimination and inequality, to promote “respect education” in all schools of all levels. The goal is to implement a program in schools to tackle all forms of violence and discrimination, overcoming any form of prejudice and inequality, in accordance with article 3 of the Italian Constitution.  
(Link:<file:///C:/Users/Francesca/Desktop/BRICKS/BUONE%20PRATICHE%20BRICKS/Cose%20vecchie/altre%20buone%20pratiche/PROMOZIONE%20PARITA'%20DI%20GENERE.html>)
4. **The Ipazia project** created by **Rossella Kohler and Rosanna Imbrogno**. The idea is not only to prepare a well-organized container of materials related to the humanities, but to also create a space on the children's side, where they can independently find proposals for study and experimentation in compliance with the safety rules that parents and teachers require when it comes to the web world aimed at kids.  
(Link: <https://progettoipazia.com/il-blog-2/>)
5. **NaturligVis på Koloni** created by **Kolonierne - Københavns Lærerforenings Kolonier**. The material consists of wide range of didactic cards, which are both digitally distributed and physically printed to be used at summer camps for kids in Copenhagen, Denmark. The cards are divided into 4: Activities, methods, questions, and 'knowledge cards' that can inspire, activate, and make young people wonder about what they see and experience in nature.
6. **Den Kreative Platform (The Creative Platform)** created by **Christian Byrge and Søren Hansen at Aalborg University**. The Creative Platform consist of a number of creative toolkits to support creative creation in groups. The Creative Platform can be used flexibly for teaching creativity and creative approaches to teaching at all levels of education.

## HOW TO FOLLOW THE PROJECT

If you want to follow the BRICKS project and stay connected, you can apply for membership of the project's Facebook Group using this link: <https://www.facebook.com/groups/2901103966853854>



& LEARNING

The project is co-funded by the Erasmus+ Programme of the European Union. Project number 2021-1-DK01-KA210-SCH-000030071

